


Cleaning Your Car

Following Transportation of a Person with COVID-19

1. Before You Start

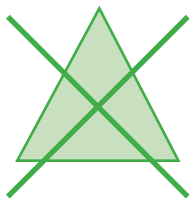


- Put on disposable gloves.
- Avoid contact with face and contaminated areas.

2. Cleaning Products to Use



- Commonly used cleaners and disinfectants, including soap and water, are effective against COVID-19.
- If you use a disinfectant, use one authorized on the Health Canada website.



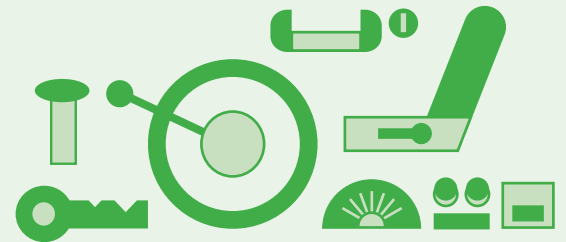
- Closely follow manufacturer's instructions for cleaners and avoid bleach except on simple plastics.



- Don't use solvents - be mindful of mixing chemicals.
- Disinfectant wipes are not recommended for heavily soiled surfaces. If using wipes, those labelled 'disinfecting' are suggested.

3. What to Clean

Pay particular attention to those areas that come most frequently into contact with people like:



- Keys or Fobs, starter button on vehicles with Fobs
- Inside and outside door handles, inside door grab handles, pads and armrests, trunk latch
- Steering wheel, shift lever, console, turn signal and wiper stalks
- Dashboard, radio and climate control buttons, touch screen (avoid products with ammonia as an ingredient, since it can strip off anti-glare/anti-fingerprint coatings)
- Power window/power door lock switches
- Seat, seat adjuster, and car seat, if used



Take care and apply products gently as your car interior surfaces can be delicate!